SAVANNA Luxury Tents & Habitats

THE BEAN PRO catalogue

SAVANNA
Luxury Tents & Habitats

Page

1. About Us.....3-7
2. Guest Tent.....8-12
3. Items Included.....13
4. Scope of Works.....14
5. Social Media Links.....15

SAVANNA Luxury Tents & Habitats

ABOUT US

SAVANNA Luxury Tents & Habitats has the necessary infrastructure and technology to manage the simplest of glamping tent designs to the most complex of designs.

We offer glamping tents using imported PVC, Thermoflex stretch fabrics as well as Rip Stop and Tenting Fabrics.

SAVANNA Luxury Tents & Habitats

2022 by the numbers

30 years exprience
1 000's of projects
10 000's of structures
47 countries
88 standard designs
10 000's of engineering & design hours

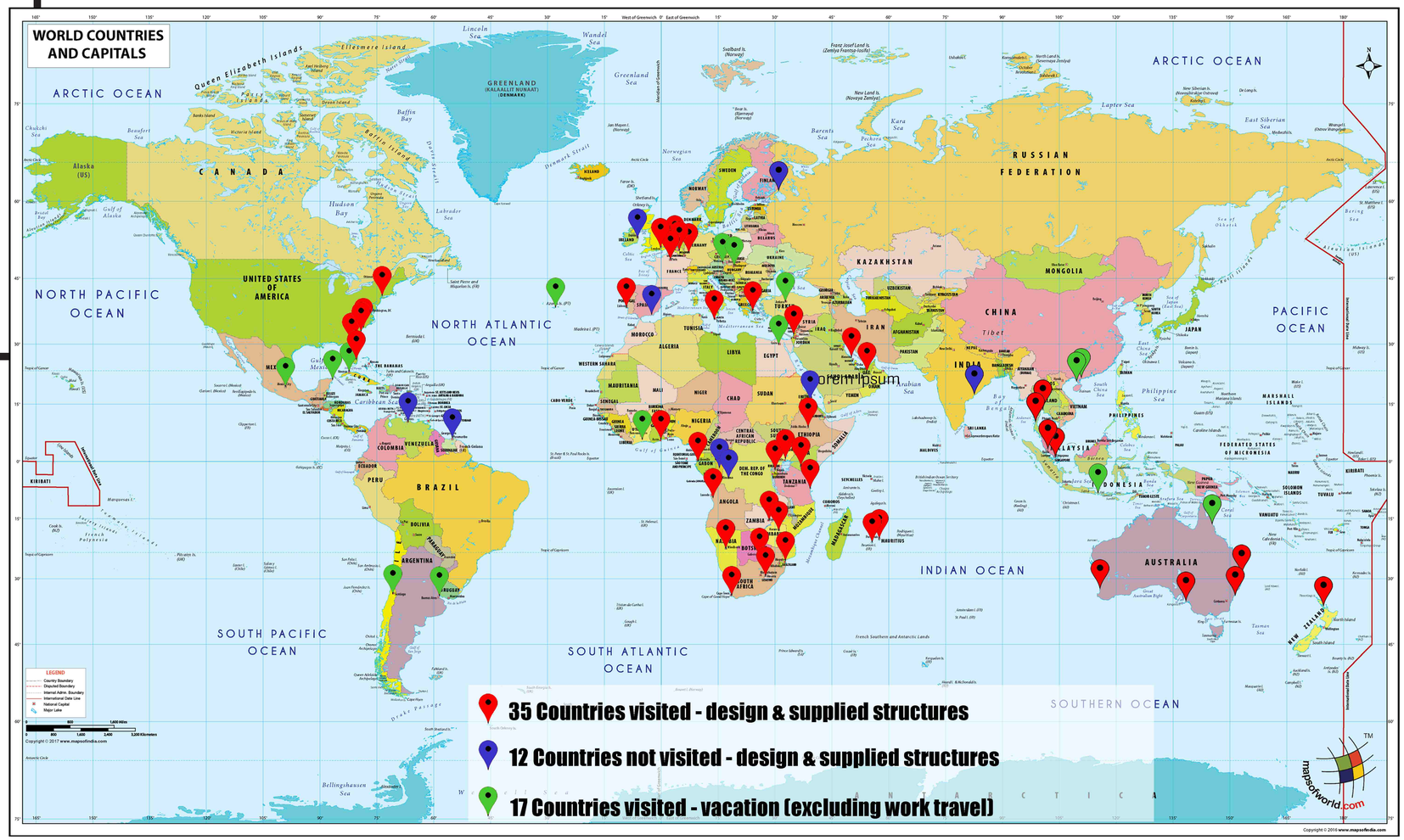

BRINGING GREAT DESIGNS TO LIFE

SAVANNA Luxury Tents & Habitats



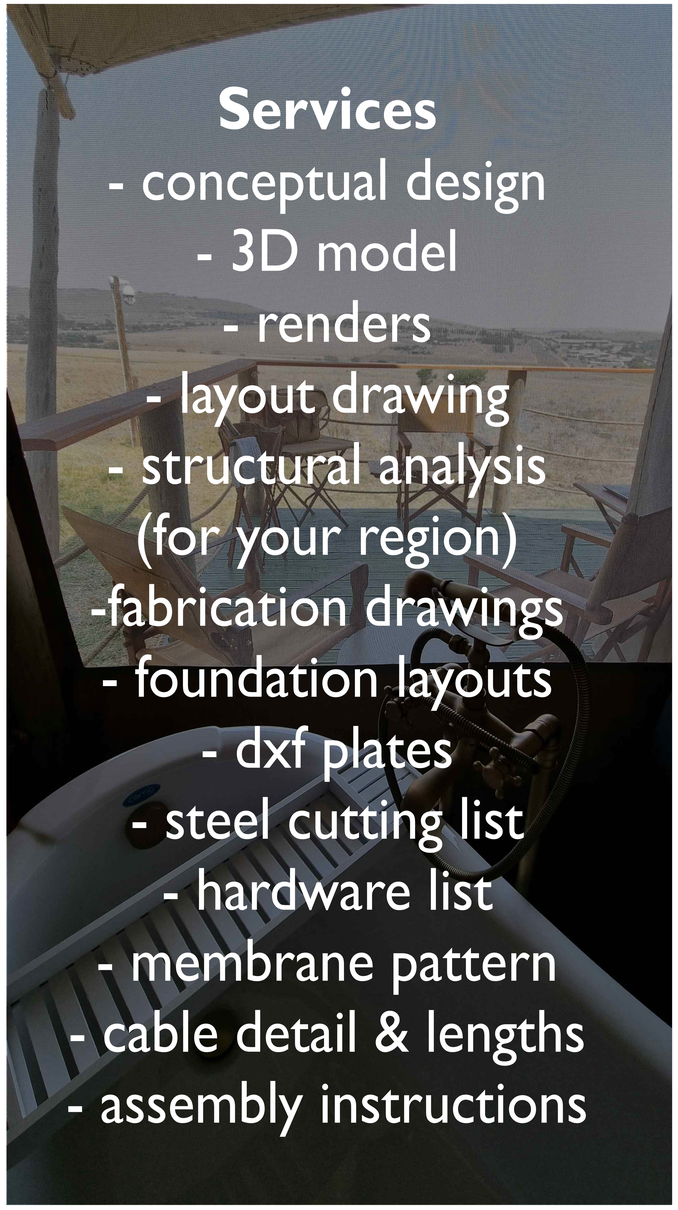



SAVANNA Luxury Tents & Habitats

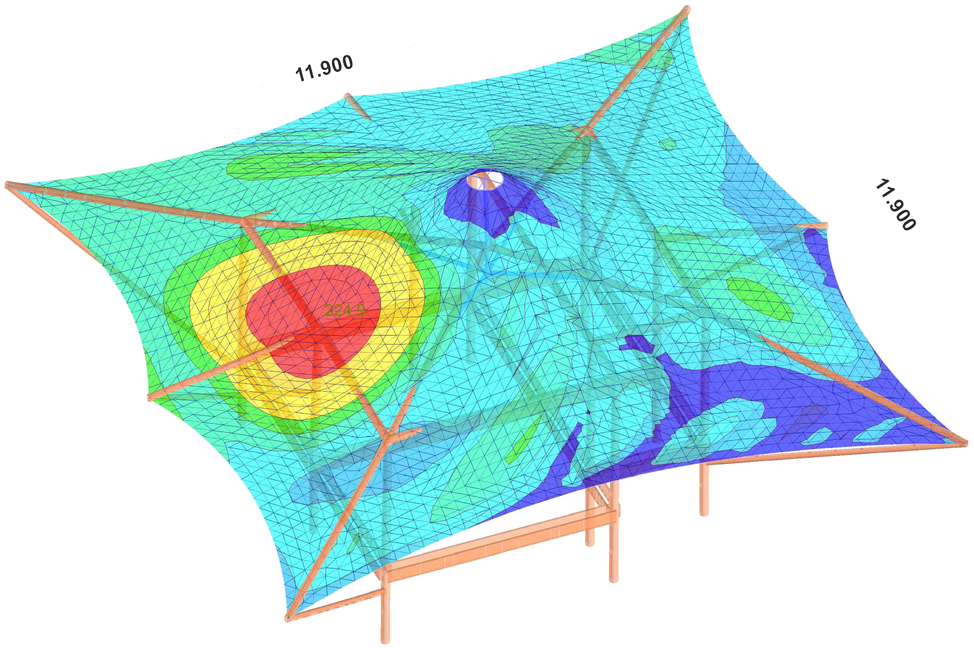

INSIST ON A STRUCTURAL ANALYSIS

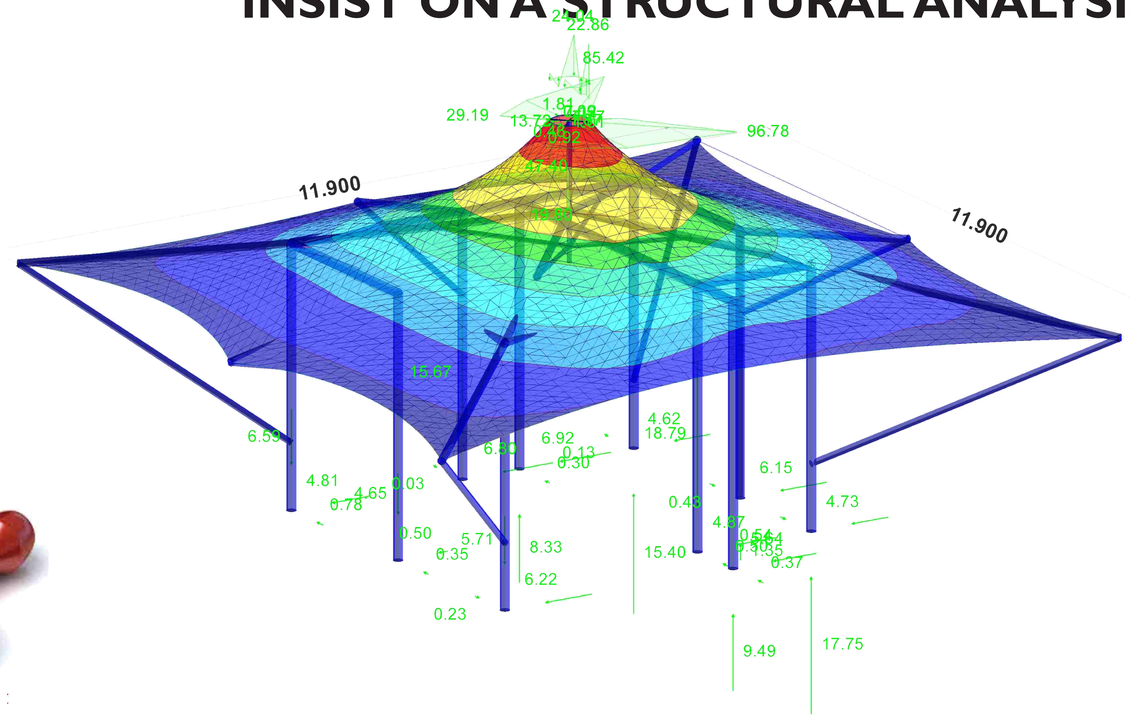

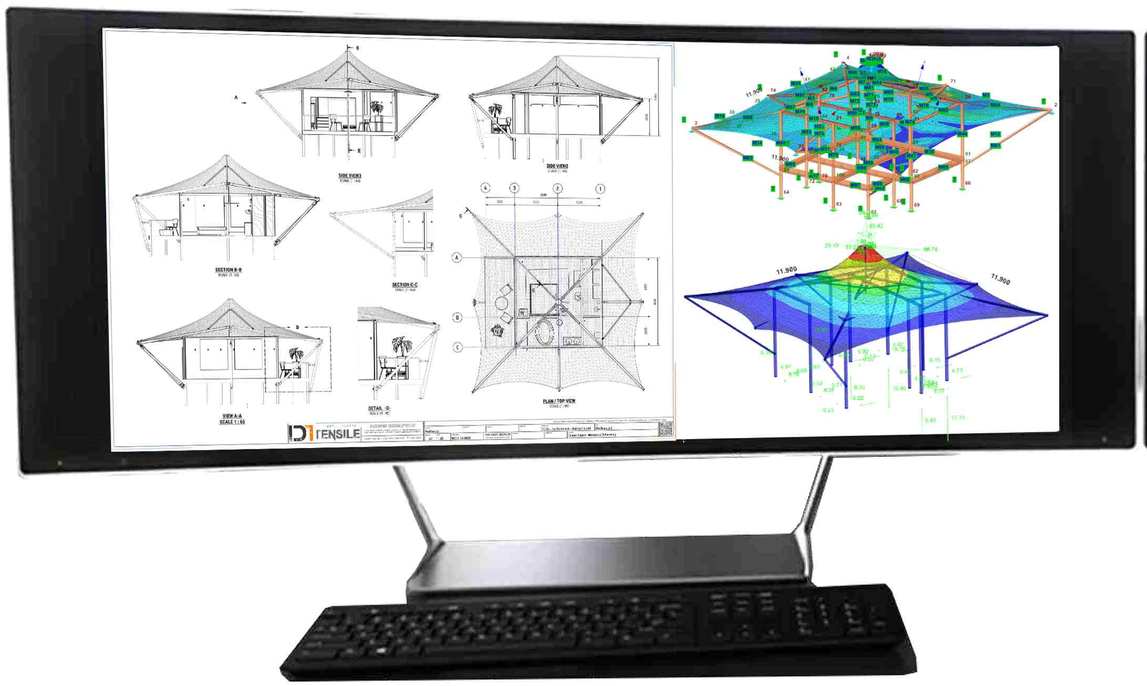

LET US DESIGN YOU NEXT...

BEAN PRO UNITS

SAVANNA Luxury Tents & Habitats



THE BEAN










Hisense

SAVANNA Luxury Tents & Habitats

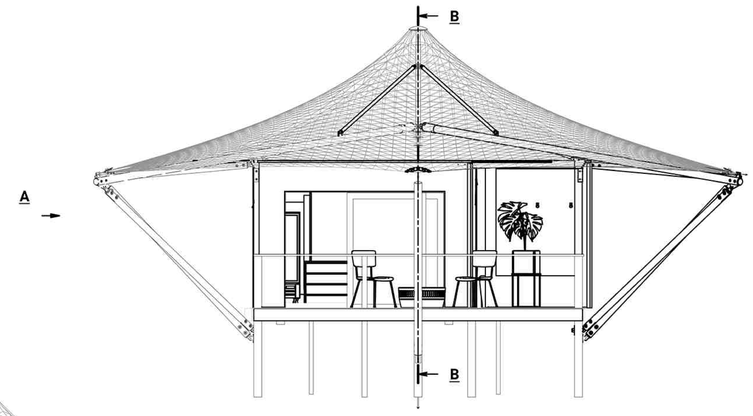

SIDE VIEW3
SCALE: (1 : 65)

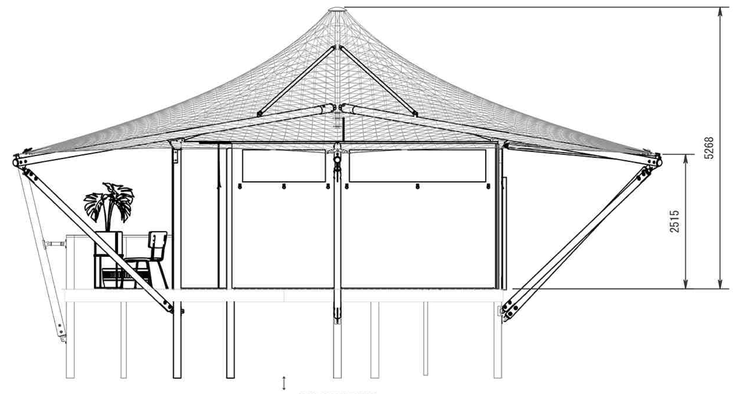

SIDE VIEW2
SCALE: (1 : 65)

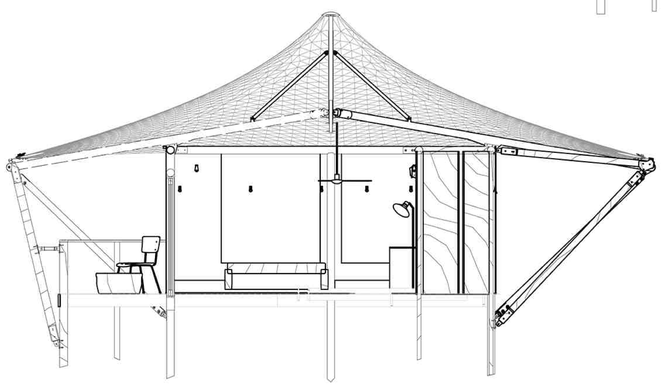

SECTION B-B
SCALE: (1 : 65)

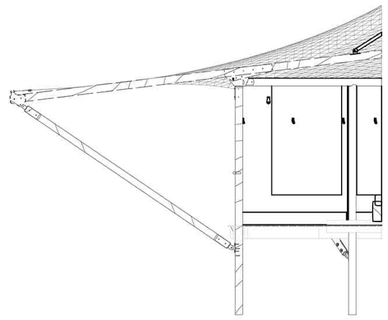

SECTION C-C
SCALE: (1 : 65)

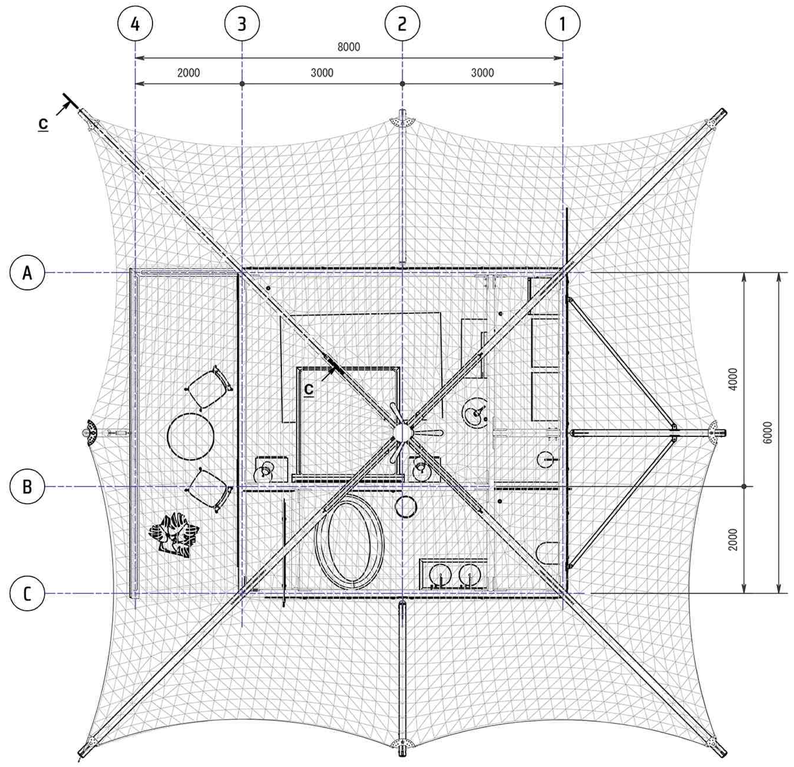

PLAN / TOP VIEW
SCALE: (1 : 65)

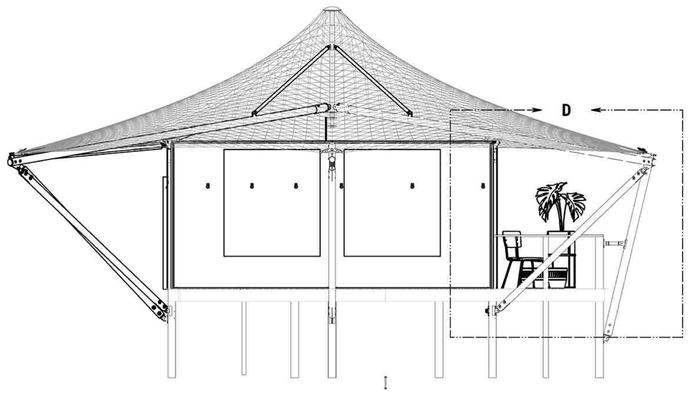

VIEW A-A
SCALE 1 : 65

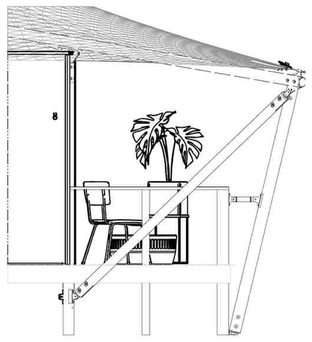

DETAIL -D-
SCALE: (1 : 45)

EST. . . . //2014
IN DEMAND TRADING (PTY) LTD

THE CONTENT OF THIS DRAWING IS THE SOLE PROPERTY OF IN DEMAND TRADING (PTY) LTD. & MAY NOT BE COPIED OR DIVULGED TO ANY THIRD PARTY WITHOUT WRITTEN CONSENT.

In Demand Trading (Pty) Ltd | Reg Number: 2014/057532/07 | VAT Number: 4560744

283 Honeydew West Road | Unit 19, Stepping Stones Garden | Northriding, 2162 | Tel: +27 (0) 791-1888 | Fax: +27 (0) 86 625-4500

DRAWN BY	DRAWN DATE	CHECKED BY	CHECKED DATE	PROJECT TITLE	PROJECT
Paul Jacobs				10004 - Kuriftu Resorts - Masharif Island	The Bean Unit

SHEET SIZE	SCALE	DRAWING NUMBER		APPROVED BY	APPROVED DATE	DESCRIPTION
A2	1 : 65	10007-GA-0001	DO NOT SCALE IF ANYTHING IS UNCLEAR, GET CLARIFICATION!!			General Layout - Membrane 01 Assembly

SAVANNA Luxury Tents & Habitats

Furniture - Optional can be excluded

Item	Quantity	Description
1	2	King Size with Headboards & Bases & Mattress
2	1	Bathroom Cabinet
3	1	Edgar Chair #1 Oak WBB Na
4	1	Edgar Chair #2 Oak Coal /Ta
5	1	Sempre Coffee Table Round
6	1	Zeta Chest Oak Ebony Oil - TV
7	2	Kloof Table Lamp
8	1	Hollywood Floor Lamp
9	1	Spati Mirror Oak Ebony Oil
10	2	Brass Frame Clear Mirror
11	1	Rod Wardrobe WBB Natural
12	2	Zeta Pedestal 600 2-drawer
13	1	Fridge Hisense 44L
14	1	Safe combination
15	1	Hammock

Linen - Optional can be excluded

Item	Quantity	Description
1	4	Pillows with Pillow Covers
2	4	Duvet with Cover
3	1	Sheets Fitted
4	1	Sheet
5	2	Throw Overs
6	4	Cushions with Covers

Electrical

Item	Quantity	Description
1	6	Round Bulb Led
2	6	Twisted Cord Pendant _ Bra
3	1	Aircon
4	1	DB Board
5	6	Plug points
6	1	Ceiling Fan with Speed Control
7	4	Spot Lights Colour Changing - outdoor
8	3	LED lights on stairs
9		All wiring fully integrated

Plumbing

Item	Quantity	Description
1	1	Brass Set Shower
2	1	Brass Set Bath
3	1	Toilet
4	1	Victorian Bath
5	1	Enclosed Shower
6	1	Shower Door Glass
7	4	Twin Sinks
8	3	Brass Taps for Sinks
9	1	Septic Tanks & Soakaway
10	1	Brass Toilet Roll Holder
11	1	Toilet Brush
12		All Plumbing Integrated

SAVANNA Luxury Tents & Habitats

Scope of works

SITE LAYOUT	FACILITIES	QUANTITY	LIVING AREA	DECK	MEMBRANE	DECK & PARTITIONS	DRAWING NO
GUEST TENTS	wood deck, handrails, shower, closet, bedroom, bathroom, shower, septic tank, aircon, fan, hammock	1	36 sqm	48 sqm	88 sqm	Saligna Wood	10007-GA-0001

ITEM	SCOPE OF WORKS BEAN UNIT
1	Mark, dig and plant deck and substructure columns (concrete bases)
2	Fabricate and install decking substructure (3days after columns planted for concrete to set)
3	Install shade cloth over deck substructructure
4	Install deck with stairs
5	Treat/Coat Deck
6	Install wood partition
7	Mark with waterpipe, cut columns and shape where necessary
8	Install horizontal beams
9	Install main roof frame (central mast)
10	Attach Outrigger arms and ourigger support cables
11	Attach sail plates and cables to main roof membrane and install
12	Install inner roof lining
13	Remove decking boards and install sliding door (without mesh)
14	Fix deck where dekcing boards removed for sliding door
15	Fit external sides
16	Fix internal walling
17	Dig and plant septic tank
18	Fit electrical wiring and plugs together with lights and DB board
19	Fit Speedfit piping
20	Fit sanitary fixings and place bath
21	Fit aircon internal and external units
22	Box in Aircon cables and pipes
23	Box in DB Board electrical cables
24	Fit pipes to septic tank and connect up to guest tent
25	Fit shower trays under deck
26	Fit bathroom assecories
27	Fit Ceiling Fan disk
28	Fit Ceiling Fan
29	Fit mesh to sliding doors
30	Install cutain rails and curtains
31	Install rope finishes
32	Install balastrades and handrails
33	Place Furniture

ITEM	COMMENTS
1	Ground to be prepared by client where required
2	Power to be supplied by client to Unit
3	Water to be supplied by client to Unit
4	Site ground surface by client
5	Savanna Luxury Tents and Habitats scope of works is limited to supply and install of Bean Unit
6	Fresh water to be supplied to each Bean Unit. Fresh water connection to Bean Unit by client

idtcustomawnings.com/glamping
sales@idtcustomawnings.com
+27 (0)11 791 1888

click icon
selected
to launch